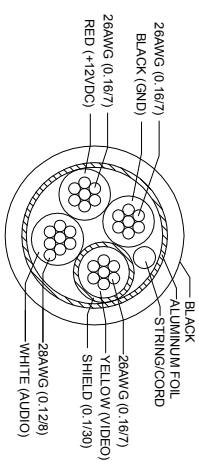


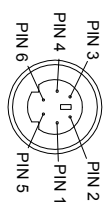
Revision Notes:			
Drawn:-	Checked:-	Approved:-	Date:-

VIEW A-A

CABLE BUILD UP



VIEW A



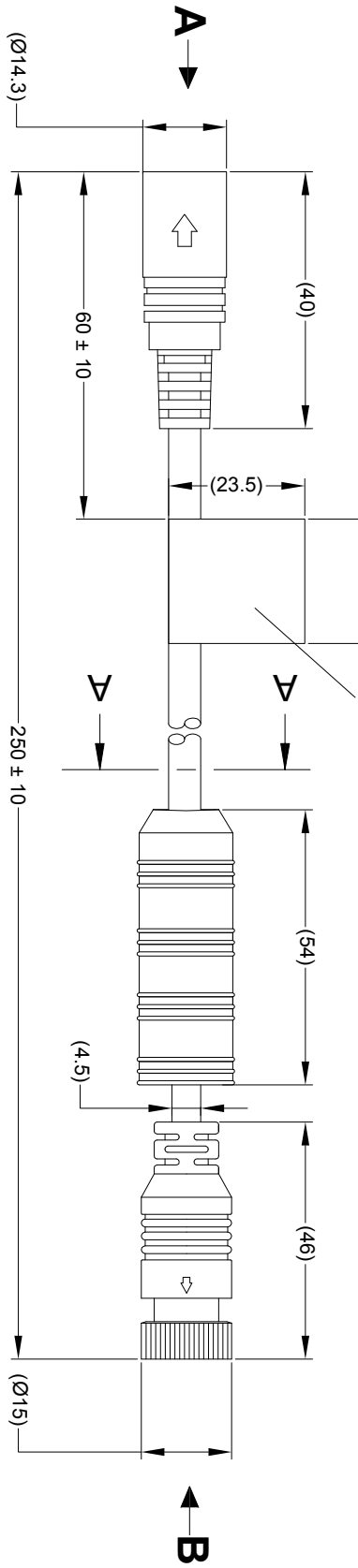
PIN #	DESCRIPTION	COLOUR
1	VIDEO	YELLOW
2	NOT USED	-
3	AUDIO	WHITE
4	+12V	RED
5	GROUND	BLACK
6	NOT USED	-

VIEW B



PIN #	DESCRIPTION	COLOUR
1	POWER	RED
2	GROUND	BLACK
3	AUDIO	WHITE
4	VIDEO	YELLOW

GENERIC CABLE LABEL LOCATION



- NOTES:
1. FOR CABLE LABEL REFER TO LATEST REVISION OF DRAWING BE-001500-XX-11.
 2. FOR GIFTBOX LABEL REFER TO LATEST REVISION OF DRAWING BE-002144-XX-12.
 3. FOR MANUFACTURING CONTROL REFER TO ASSEMBLY PLANT DRAWING 49-2.
 4. INTERNAL CABLES SHOULD BE ONE CONTINUOUS LENGTH BETWEEN CONNECTORS.
 5. ENSURE PROTECTIVE BOOT TO BE USED IN INSTALLATION.

PROPRIETARY NOTICE
 THIS DESIGN AND TECHNICAL INFORMATION APPEARING ON THIS DRAWING IS THE PROPERTY OF BRIGADE ELECTRONICS, AND IS DISCLOSED IN CONFIDENCE. IT IS NOT TO BE COPIED, REPRODUCED, REVEALED TO OR EXPLOITED BY OTHERS, EITHER IN WHOLE OR IN PART WITHOUT THE EXPRESS WRITTEN CONSENT OF BRIGADE ELECTRONICS.



Assembly PI Approval XHUANG - 25/02/13		Approved by S.MATTHEWS		Checked by B.CHILDS		Drawn by M.POTTER	
Angle of Projection 		Units mm	Scale N/A	Released 01/03/13	Assembly Ref 49-2		Status RELEASED
Third Angle		Part No 4327		AC-052		BE-002254-00-12	